

600
x600mm

Pastel Shades

create a pristine and timeless appeal.



Size :

600x600mm

Finish :

MATT FINISH

Thickness :



The pattern of this surface creates a symmetry that complements the ambiance and make them extraordinary.


Minimal & Timeless

Transform your space timeless with the
minimal colors of nature





Inspired by nature, these surfaces create a magnificent ambiance giving a luxurious appeal that steals the show.



AZALEAN

BLUE

CHOCO

CHARCOAL

FANTA

KOTA

GREY

HONEY

LEMON

PINK

PISTACHIO

SKY

VIOLET

SUPERIOR FEATURES OF DIGITAL FULLBODY TILES

The SyncStone Collection features strength and resilience redefining features ideal to stand against the modern lifestyle usage and atrocities of everyday use.




SOLID BODY

Durable and solid body due to the homogenous fullbody composition of the tiles.




EASY TO CLEAN

Resists stains, scratches, and more requiring effortless regular cleaning only.




ECOLOGICAL & SUSTAINABLE

The collection is a sustainable alternative to marble flooring making it ecological.



ZERO MAINTENANCE

The surfaces are sturdy and resilient requiring no special maintenance.



HIGH STRENGTH

The fullbody composition boasts high strength and resistance ideal for high traffic also.



LOW WATER ABSORPTION

Exceptionally non-porous surface and revolutionary digital print make surface low water absorbing.

Explore extensive application indoors and outdoors with the aesthetic and resilient qualities of the exclusive collection.

APPLICATION AREA



KITCHEN



LIVING ROOM



CORPORATE OFFICES



HOTEL & RESTOURANTS



BATHROOM



PUBLIC PLACE



AZALEAN

AZALEAN



Size:
**600X
600 MM**

Thickness :
8.0 

Finish :
MATT FINISH





BLUE



Size:
**600X
600 MM**

Thickness :
8.0 

Finish :
MATT FINISH





GREY,
CHARCOAL & M-708

CHARCOAL



Size:
**600X
600 MM**

Thickness :
8.0 

Finish :
MATT FINISH





CHOCO



Size:
**600X
600 MM**

Thickness :
8.0 

Finish :
MATT FINISH



FANTA



Size:
**600X
600 MM**

Thickness :
8.0

Finish :
MATT FINISH







KOTA



Size:
**600X
600 MM**

Thickness :
8.0 

Finish :
MATT FINISH



GREY



Size:
**600X
600 MM**

Thickness :
8.0 

Finish :
MATT FINISH





Size:
**600X
600 MM**

Thickness :
8.0 

Finish :
MATT FINISH



LEMON



Size:
**600X
600 MM**

Thickness :
8.0 

Finish :
MATT FINISH





PINK



Size:
**600X
600 MM**

Thickness :
8.0 

Finish :
MATT FINISH



PISTACHIO



MINIMUM
3MM SPACE
RECOMMEND

Prism
collection

Size:
**600X
600 MM**


Thickness :
8.0

Finish :
MATT FINISH






SKY



Size:
**600X
600 MM**

Thickness :
8.0 

Finish :
MATT FINISH



VIOLET




MINIMUM
3MM SPACE
RECOMMEND

 **Prism**
collection

Size:
**600X
600 MM**

Thickness :
8.0 

Finish :
MATT FINISH



TECHNOLOGY & AFFILIATIONS

HLT

KEDA

vidres

MODENA

SYSTEM
Ceramics

OUR CERTIFICATE

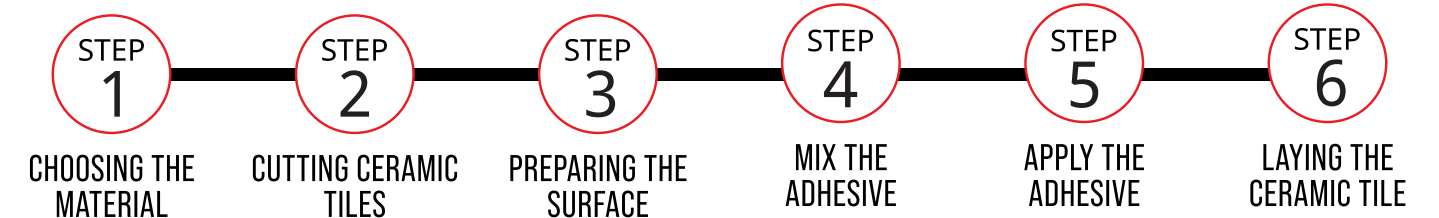
**UK
CA**



CE



TILES INSTALLATION



Special Laying Instruction:

Tiles Spacers

We always recommend to use the Tile Spacer for laying of different tiles as per its type and size. Tile Spacer is specially designed to create a uniform gap between tiles, this results in proper alignment throughout the tiling area. It is available in different width sizes starting from 2mm width to 10 mm width.

Features and Benefits:

Spacers accommodate the movements due to thermal variations and different loads

When filled with the right grout material, they can efficiently reduce the free water flow / leakage through the joints and also make the joints anti - fungal and anti - bacterial

With spacers, we can create uniform designs and pattern

Improved aesthetics and dimensional stability to the entire tile/ stone assembly

It ensures longer life span of tile installation

TECHNICAL SPECIFICATION

CHARACTERISTIC	STANDARD AS PER ISO-13006/ EN14411 GROUP Bla	TILES VALUE	TEST METHOD
REGULATORY PROPERTIES			
1) Deviation In Length & Width	±0.50%	±0.10%	ISO-10545-2
2) Deviation In Thickness	+5.00%	±2.00%	ISO-10545-2
3) Straightness Of Sides	±0.50%	±0.10%	ISO-10545-2
4) Rectangularity	±0.50%	±0.10%	ISO-10545-2
5) Surface Flatness	±0.50%	±0.10%	ISO-10545-2
6) Color Differences	Unaltered	No Change	ISO-10545-16
7) Glossiness	As Per Manufacturer	Min. 70%	Glossometer
STRUCTURAL PROPERTIES			
1) Water Absorption	≤0.50%	<0.05%	ISO-10545-3
2) Apparent Density	>2.00 gm/cc	>2.28 gm/cc	DIN 51082
MASSIVE MECHANICAL PROPERTIES			
1) Flexural Modulus Of Rupture	Min. 35N/mm²	Min. 40N/mm²	ISO-10545-4
2) Flexural Breaking Strength	Min. 1300 N	Min. 2000 N	ISO-10545-4
3) Impact Resistance	As Per Manufacturer	Min. 0.55	ISO-10545-5
SURFACE MECHANICAL PROPERTIES			
1) Deep Abrasion Resistance	Max. 175mm³	Max. 132mm³	ISO-10545-6
2) Moh's Hardness	Min. 6	8*	EN101
THERMO HYGROMETRIC PROPERTIES			
1) Frost Resistance	No Damage	Frost Proof	ISO-10545-12
2) Thermal Shock Resistance	No Damage	No Damage	ISO-10545-9
3) Moisture Expansion	Nil	Nil	ISO-10545-10
4) Thermal Expansion	Max 9.0x106	Max 6.5x10 -	ISO-10545-8
CHEMICAL PROPERTIES			
1) Chemical Resistance	No Damage	No Damage	ISO-10545-13
2) Stain Resistance	Resistant	Resistant	ISO-10545-14
SAFETY PROPERTIES			
1) Slip Resistance(friction Co Efficient)	>0.40	>0.40	ISO-10545-17

PACKING DETAIL

Size	600x600mm
Thickness (approx.)	8 mm
Pieces / Box	4 pcs.
Area / Box	1.44 sq.mtr.
Wt./Box (approx.)	26-27 Kgs.





IMPERIAL CERAMIC
GUJARAT, INDIA.

info@imperialceramic.in

www.imperialceramic.com