

800x2400mm

15mm Thickness _ Glossy & Matt Surface



SUPERIORITY CRAFTED FOR EXCELLENCE

Experience the dominion of sheer luxury and
excellence in surfaces crafted for supremacy.


IMPERIAL[®]
CERAMIC | BATHWARE



CRAFTING SUPERIOR SPACES FOR EXCEPTIONAL LIVING!

**We bring you Elezzo
Collection - A
collection synonymous
with sheer luxury and
unmatched opulence to
evolve your spaces into
flawless, grand, and
simply stunning
evoking a sheer sense
of extravagance and
indulgence.**

Decorate your spaces undeniably
lavish and gracious with a
premium collection of surfaces
from the Elezzo Collection. The
collection redefines the art of
lavish interiors and spaces with
its spellbinding elegance that
embraces refinement and
splendor effortlessly to help you
craft spaces superior of all and
luxurious at another level.

INDULGE IN UNMATCHED LUXURY



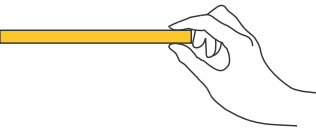
EXPLORE ENDLESS POSSIBILITIES IN LUXURIOUS SPACES

Discover limitless possibilities to seamlessly elegant and flawless spaces with Elezzo Collection in its grand size of 800x2400mm. The colossal size paired with unmatched brilliance of two spectacular finishes and robust thickness of 15mm is all it takes to design spaces utterly elegant and sophisticated.



800x2400mm
80x240cm, 32x120in

15mm Thickness



We bring you an astonishing collection in superior Matt and Glossy surfaces. The versatile surfaces are capable of instilling unmatched elegance and poise in your spaces paired with outstanding designs and patterns.



DESIGNED FOR AN EFFORTLESS LIFESTYLE

The superior Elezzo collection is an assembly of superior surfaces packed with exceptional features that are specially designed to make your lifestyle effortlessly easier and lavish at the same time. The features aid the modern lifestyle by transforming your spaces into easy to clean, maintain, and ideal for versatile uses.

TECHNICAL FEATURES



Scratch and
Abrasion Resistant



Resistant to Chemicals,
Acids, Bases, and Solvents



Easy to Clean
Surface



Resistant to
Fire and Heat



Frost Resistant
Surface



Flatness and
Stability Over Time



Hygienic and Suitable for
Contact with Food



Water Resistant
Surface



Stain Resistant
Surface



Impact Resistant
Surface



Resistant to
UV Rays



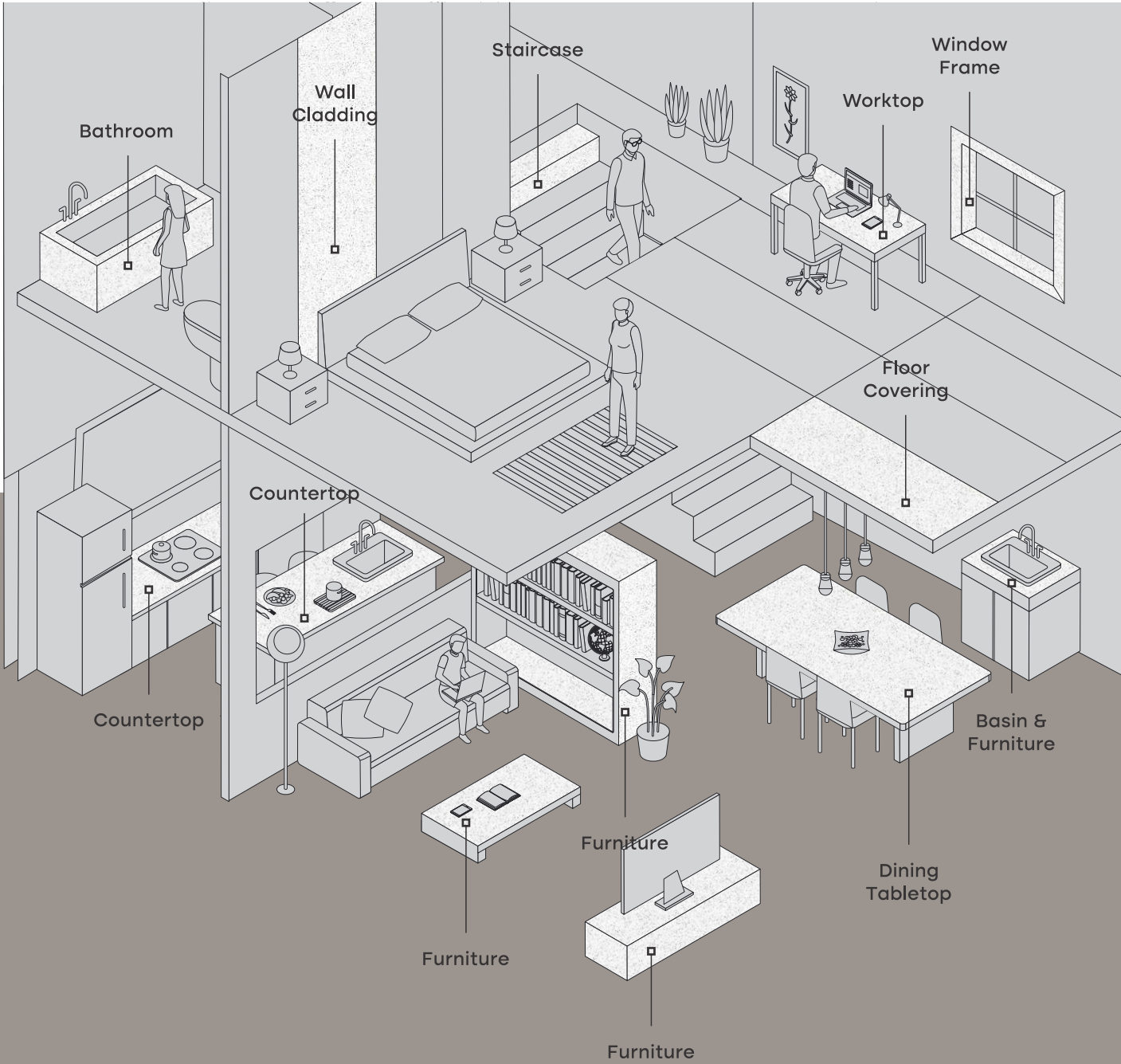
Resistant to Mould,
Mildew, And Fungus















SURFACES FOR EVERY SPACE

The surfaces of the Elezzo Collection are functional, multifaceted, and simply dexterous. The versatile size of the collection paired with the exceptional features enables the wide application possibilities allowing tiling solutions to a plethora of spaces and furnishing.

APPLICATION AREAS



Application Areas

- | | | | |
|---|-----------------|---|---------------------|
|  | Countertop |  | Staircase |
|  | Dining tabletop |  | Window & Door Frame |
|  | Lift Frame |  | Basin & Furniture |
|  | Bathroom |  | Fireplace |
|  | Worktop |  | Wall Cladding |
|  | Elevation |  | Floor Covering |

800x2400mm

Thickness_15mm

Type_Full Body

TERREZO WHITE



Surface
Glossy

TERREZO CREMA



Surface
Glossy

TERREZO GREY




Surface
Glossy

TERREZO BUREY



Surface
Glossy

TERREZO CHOCO



Surface
Glossy

TERREZO BLACK




Surface
Glossy



TERREZO WHITE


TERREZO WHITE





TERREZO CREMA

TERREZO CREMA



TERREZO CREMA


IMPERIAL®
CERAMIC | BATHWARE



TERREZO GREY

TERREZO GREY




TERREZO GREY


IMPERIAL[®]
CERAMIC | BATHWARE



TERREZO BUREY

TERREZO BUREY





TERREZO CHOCO




TERREZO CHOCO

IMPERIAL
CERAMIC | BATHWARE



TERREZO BLACK

TERREZO BLACK




IMPERIAL[®]
CERAMIC | BATHWARE

800x2400mm

Thickness_15mm
Type_Full Body

ELEZZO CHOCO	ELEZZO BURLY	ELEZZO CREMA	ELEZZO BLACK
			
Surface Glossy & Matt	Surface Glossy & Matt	Surface Glossy & Matt	Surface Glossy & Matt

ELEZZO GREY	ELEZZO WHITE	GLITER BLACK	GLITER WHITE
			
Surface Glossy & Matt	Surface Glossy & Matt	Surface Matt carving	Surface Matt carving



ELEZZO CHOCO

ELEZZO CHOCO



ELEZZO CHOCO


IMPERIAL[®]
CERAMIC | BATHWARE



ELEZZO BURLY

ELEZZO BURLY



ELEZZO BURLY

**IMPERIAL**
CERAMIC | BATHWARE



ELEZZO CREMA

ELEZZO CREMA




ELEZZO CREMA


IMPERIAL[®]
CERAMIC | BATHWARE



ELEZZO BLACK



ELEZZO BLACK


IMPERIAL[®]
CERAMIC | BATHWARE



ELEZZO GREY





ELEZZO WHITE


ELEZZO WHITE



GLITER BLACK



GLITER BLACK





GLITER BLACK

IMPERIAL
CERAMIC | BATHWARE



GLITER WHITE

GLITER WHITE




**IMPERIAL**
CERAMIC & BATHWARE

800x2400mm

Thickness_15mm

Type_Full Body

ELITONE BIANCO



Surface
Glossy

POLKA WHITE



Surface
Glossy & Matt

POLKA BLACK



Surface
Glossy & Matt


POLKA RAINBOW



Surface
Glossy



ELITONE BIANCO






POLKA WHITE

POLKA WHITE





POLKA BLACK





IMPERIAL
CERAMIC | BATHWARE



POLKA RAINBOW

POLKA RAINBOW



800x2400mm

Thickness_15mm
Type_Full Body

AIZA CINNAMON	AIZA GREY	AIZA OLIVE	AIZA HONEY
			
Surface Glossy & Matt	Surface Glossy & Matt	Surface Glossy & Matt	Surface Glossy & Matt

AIZA BONE	AIZA BISTRE	AIZA HARBOR	AIZA STEEL
			
Surface Glossy & Matt	Surface Glossy & Matt	Surface Glossy & Matt	Surface Glossy & Matt

AIZA CINNAMON



AIZA CINNAMON



AIZA CINNAMON


IMPERIAL[®]
CERAMIC | BATHWARE

AIZA GREY



AIZA GREY



AIZA GREY


IMPERIAL[®]
CERAMIC | BATHWARE



AIZA OLIVE





AIZA HONEY

AIZA HONEY




AIZA HONEY


IMPERIAL[®]
CERAMIC | BATHWARE



AIZA BONE


AIZA BONE





AIZA BISTRE

AIZA BISTRE





AIZA HARBOR


AIZA HARBOR





AIZA STEEL

AIZA STEEL



VENTA BALCK

800x2400mm

Thickness_15mm

Type_Full Body

VENTA BALCK



Surface
Glossy & Matt



VENTA BALCK



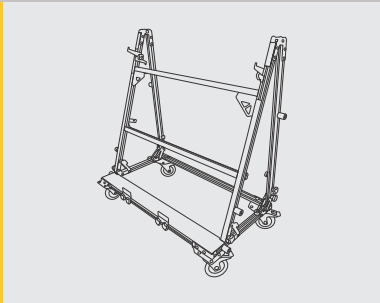
VENTA BALCK


IMPERIAL[®]
CERAMIC | BATHWARE

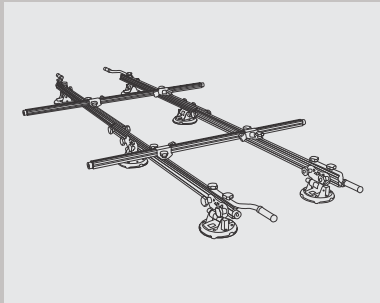
Slab Handling

Tools suggested for handling

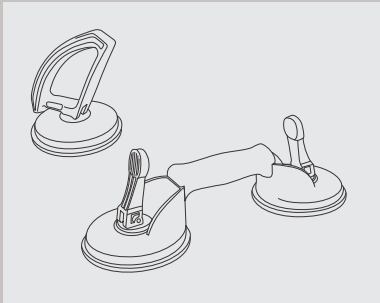
For handling the enormously sized slabs, we recommend careful handling with the help of four handlers at the same time in case of the largest size and at least two handlers for the smaller sizes of the slabs.



Reinforced trolley



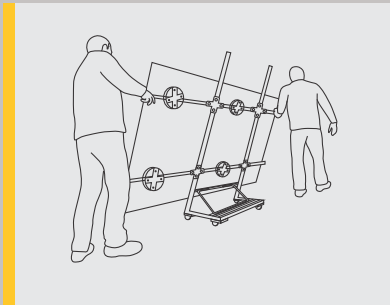
Parallel & transverse guides



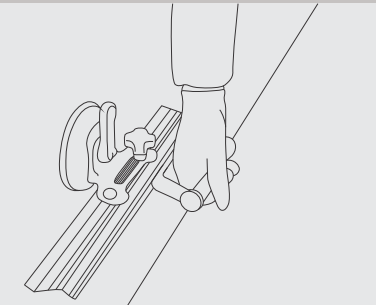
Single & Double suction cup

Handling instructions

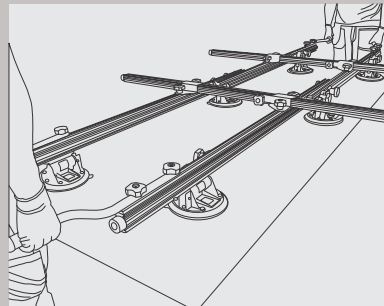
We recommends the use of a kit of devices designed especially for the handling of large-size slabs.



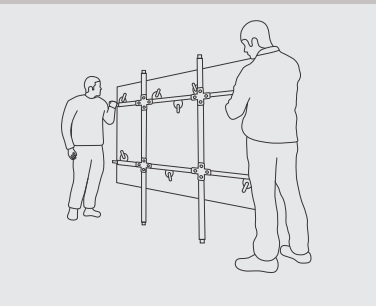
We recommend carrying out the handling job of the slabs with four handlers at the same time.



Ensure proper suction with a vacuum between the device and the slab and use a single device/suction cup for a maximum length of up to 150cms.




To lift the slabs use sucker cups after cleaning the slab and cups with a damp sponge. Make sure the device also has suckers that run along with the guides and adhere to the slab.



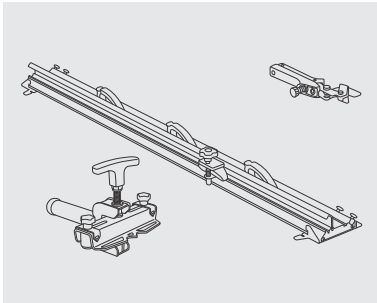
To lift the slab use guides from the long sides of the slab and lift/hang it vertically to the handles of the trolley frame. Use appropriate size reinforced trolley for various sizes of slabs.

Slab Cutting & Drilling


Tools suggested for cutting and drilling



Workbench with aluminum profiles

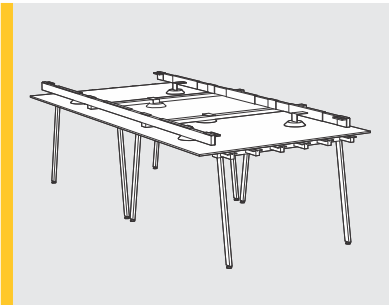


Cutting unit

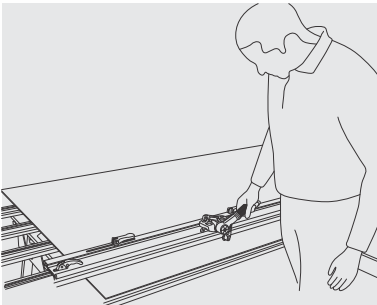


Diamond polishing pads

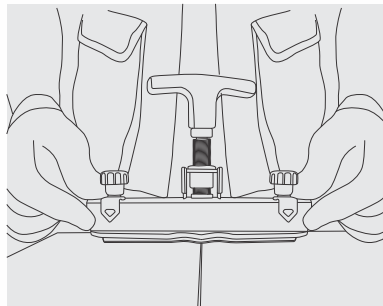
Manual cutting instructions



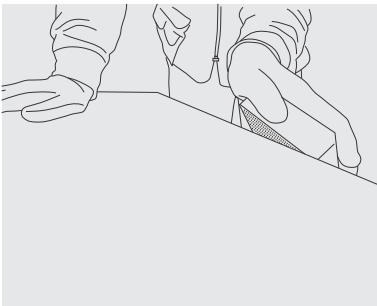
Lay the slab on a flat surface and preferably on a workbench with aluminum profiles. Make sure the surface is stable for both cutting and drilling.



Make markings on the slab according to the desired cutting and drilling need.



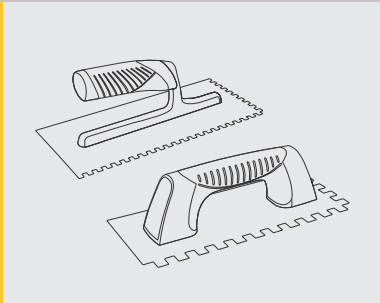
After scoring the length and making the cut, move the slab out of the workbench till the incision line and split from both sides using cutting-off pliers.



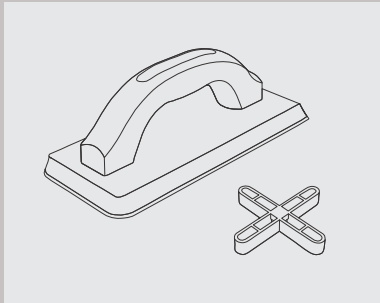
Smooth the edges of the length cut with a diamond polishing pad.

Slab Laying

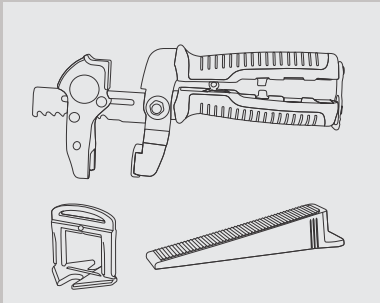
Tools suggested for Laying



3mm & 10mm trowel



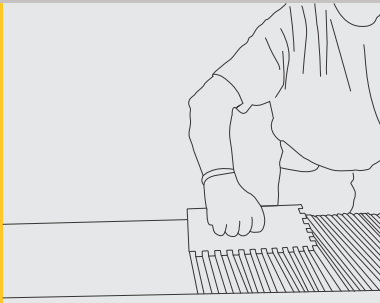
Rubber trowel & spacers



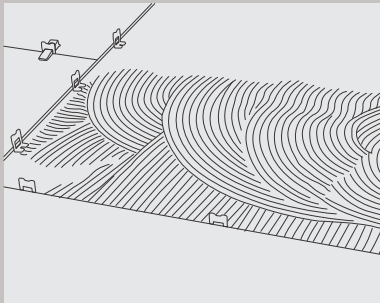
Device for plate's pulling over and leveling wedges & clips

Slab Laying Instructions

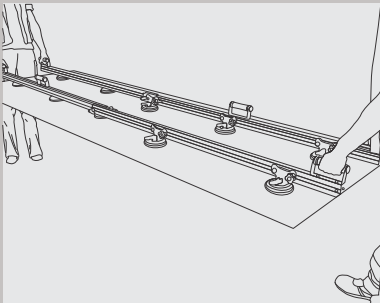
Check the laying substrate. Make sure it is clean, mature, and homogeneous with no cracks.



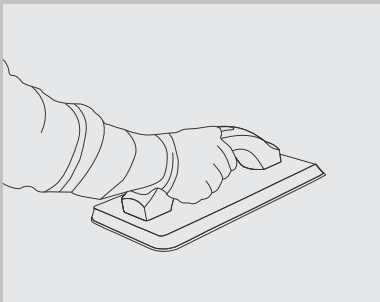
Apply adhesive onto the back of the slab with a 3mm trowel in one direction only.



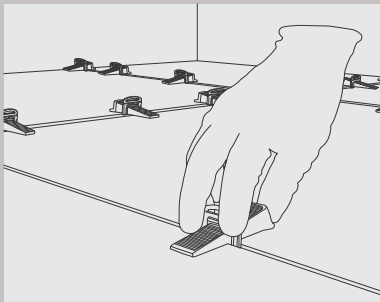
Apply adhesive onto the floor substrate at the same time while applying on the slab with a 15mm U-notch or 19mm V-notch trowel in the same direction as the slabs.



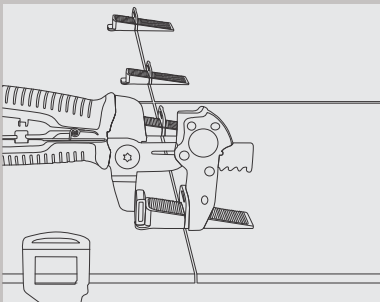
Position the slab on the adhesive bed with a sucker frame with adjustment of a minimum of 3mm joint.



Tap the slab from the center to the edges with a rubber trowel to expel air. Make sure air is expelled and there is no bubble between the slab and the substrate.

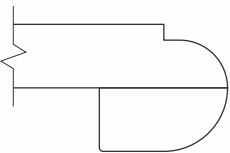


Complete the laying of the slab with a suitable sealant while keeping a 3mm joint through spacers. The special device of pulling over the slabs can be used for easy laying and spacing.

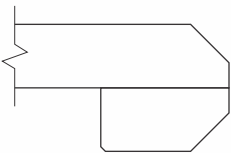


Level the wedges at each linear meter of the slab.

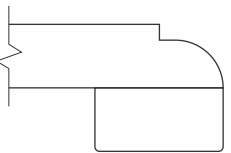
Slab Edge Possibilities



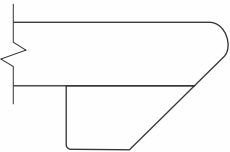
1-1/2" Dupont Bullnose



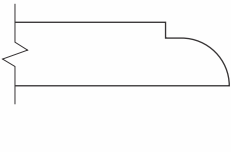
1-1/2" Dupont Pencil Edge



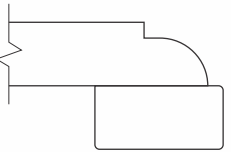
1-1/2" Dupont Square



1-1/2" Reverse Bevel



3/4" Dupont Demi



1-1/2" Dupont Step Square

Cleaning & Maintenance

High-quality raw materials, rigorous production parameters, and world-class technology make the exclusive offering nonporous and thus no dust or deposited waste penetrates the surface.

The no-maintenance surfaces require only a damp cloth for cleaning.

Routine and recurring cleaning spotlights the aesthetic features of the surfaces and keeps the surfaces shining.

For cleaning contamination and stains caused by some common food and other material follow the table below:

TYPE OF STAIN	CHEMICAL PRODUCT	EXAMPLE
Grease	Alkaline - Solvent	Detergent
Oil	Solvent	Ammonia, Baking Soda
Ink	Oxidant - Solvent	Alcohol, Liquid Bleach, Nail Paint Remover
Rust	Acid	Hydrochloric Acid, Vinegar, Red Harpic
Lime	Acid	Descaling Agent, Hydrochloric Acid
Cement	Acid	Hydrochloric Acid
Wine	Alkaline	Ammonia, Liquid Bleach
Coffee	Alkaline - Solvent	Ammonia, Liquid Bleach
Rubber	Solvent	Alcohol, Thinner
Plaster	Acid	Hydrochloric Acid
Candle Wax	Solvent	Alcohol, Thinner
Iodine	Oxidant	Liquid Bleach
Blood	Oxidant	Liquid Bleach
Ice Cream	Alkaline	Liquid Bleach

Note: It is recommended that any kind of stain needs to get cleaned immediately/as soon as possible.

Technical Specification

CHARACTERISTIC	STANDARD AS PER ISO13006:2018/ EN14411 Gr.BIa	STANDARD AS PER IS 15622:2017 Gr.BIa	MEAN VALUE OF OUR	METHOD OF TESTING
Regulatory Properties				
Deviation in Length and Width	±0.30 % (±1.00 mm)	±0.10 %	± 0.10 %	ISO 10545-2/IS 13630-1
Deviation in Thickness	±5.0 % (± 0.50 mm)	±5.0 %	± 5.0 %	ISO 10545-2/IS 13630-1
Straightness in Side	±0.30 % (± 0.80 mm)	±0.10 %	± 0.10 %	ISO 10545-2/IS 13630-1
Rectangularity	±0.30 % (±1.50 mm)	±0.10%	± 0.10 %	ISO 10545-2/IS 13630-1
Surface Flatness Central Curvature	±0.40 % (± 1.80 mm)	±0.50 %	± 0.20 %	ISO 10545-2/IS 13630-1
Surface Flatness Edge Curvature	±0.40 % (± 1.80 mm)	±0.50 %	± 0.20 %	ISO 10545-2/IS 13630-1
Surface Flatness Warpage	±0.40 % (± 1.80 mm)	±0.50 %	± 0.10 %	ISO 10545-2/IS 13630-1
Surface Quality	>95% defects free	>95% defects free	>95% defects free	ISO 10545-2/IS 13630-1
Small Color Difference (For Plain Colour)	ΔE <1.00	N.A.	ΔE <0.80	ISO 10545-16
Glossiness (Polished)	As per Manufacturer	As per Manufacturer	≥ 90	Gloss Meter 60°
Glossiness (Satin)	As per Manufacturer	As per Manufacture	7 ≤ Gloss Value ≤ 25	Gloss Meter 60°
Structural Properties				
Water Absorption	≤0.50 %	≤0.080 %	≤0.080 %	ISO 10545-3/IS 13630-2
Bulk Density	As per Manufacturer	Min 2.20 g/cc	> 2.28 gm/cc	ISO 10545-3/IS 13630-2
Massive Mechanical Properties				
Modulus of Rupture	Min. 35.0 N/mm²	Min. 35.0 N/mm²	Min. 40.0 N/mm²	SO 10545-4/IS 13630-6
Breaking Strength Thickness ≥7.5 mm	Min 1300.0 N	Min 1300.0 N	Min 6000.0 N	ISO 10545-4/IS 13630-6
Surface Mechanical Properties				
Mohs Hardness #	As per Manufacturer	Min. 5	Polished Min 4**/ Satin & Posh Min 6	BS EN 15771/IS 13630-13
Surface Abrasion Resistance #	As per Manufacturer	Min. Class II	Polished Min II**/ Satin & Posh Min III	ISO 10545-7/IS 13630-11
Thermal Hygrometric Properties				
Moisture Expansion	Max 0.06% (0.6 mm/m)	Max 0.02 mm/m	Max 0.02 mm/m	ISO 10545-10/IS 13630-3
Thermal Expansion(COE) at 100°C	As per Manufacturer	Max. 6.0 x 10-6	Max. 6.0 x 10-6	ISO 10545-8/IS 13630-4
Thermal Shock Resistance	Min 10 Cycles	Min 10 Cycles	Min 10 Cycles	ISO 10545-9/IS 13630-5
Impact Resistance(COR) #	Min. 0.55	Min 0.55	Min 0.55	ISO 10545-5/IS 13630-14
Frost Resistance	As per Manufacturer	As per Manufacturer	Frost Proof	ISO 10545-12/IS 13630-10
Crazing Resistance at 7.5 bar	4 Cycles	4 Cycles	4 Cycles	ISO 10545-11/IS 13630-9
Chemical Properties				
Resistance to Staining Glazed	Min. Class 3	Min Class 1	Min. Class 3/Min. Class 1	ISO 10545-14/IS 13630-8
Resistance to Household Chemicals & Swimming Pool Salts Glazed	Min Class GB	Min Class AA	Min Class GB/Min Class AA	ISO 10545-13/IS 13630-8
Resistance to Low Concentrate Acid and Alkalis Glazed	As per Manufacturer	As per Manufacturer	Min Class GLB***/ Min Class A***	ISO-10545-13/IS 13630-8
Resistance to High Concentrate Acid and Alkalis Glazed	As per Manufacturer	As per Manufacturer	Min Class GHB***/ Min Class A***	ISO-10545-13/IS 13630-8
Safety Properties				
Skid Resistance - (DCOF-WET PENDULUM)##	As per Manufacturer	As per Manufacturer	Glossy ≥P0,Satin,Posh ≥P1	BS 7976-2
Slip Resistance -Satin/Posh (DCOF- R Value)##	As per Manufacturer	As per Manufacturer	R9 to R10	DIN 51130
Lead and Cadmium release	As per Manufacturer	N.A.	Does not yield Pb &Cd	ISO-10545-15

Packing Detail

SIZE	THICKNESS	PCS/BOX	AREA/BOX	BOX/WT.
800x2400mm	15mm	1 pc	1.92 mt²	67 kg



IMPERIAL CERAMIC
GUJARAT, INDIA.

info@imperialceramic.in

www.imperialceramic.com