

ArchRock
COLLECTION

TIMELESS BRILLIANCE



BRILLO
SURFACE

800x3200mm, 800x3000mm
800x2400mm

15mm Thickness


IMPERIAL[®]
CERAMIC | BATHWARE



BRILLO
SURFACE

INTRODUCTION



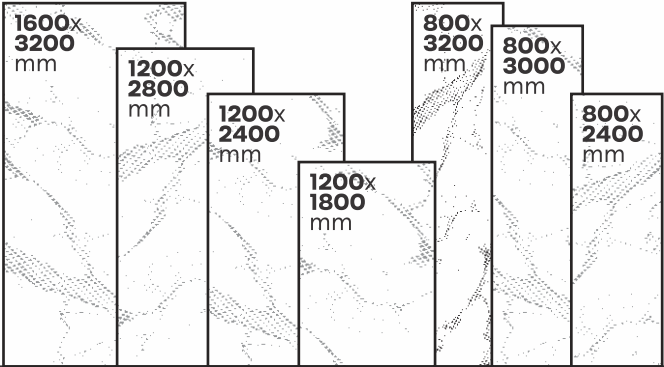
Designed for
a Superior
Lifestyle



We bring you a magnificent range of superior surfaces with the ArchRock Collection that redefines the style of a space with its poised and appealing designs.

The colossal surfaces of the ArchRock Collection are synonymous with luxury, radiance, and upscale living to design your spaces class-apart and truly matchless. These surfaces are specially designed to give your spaces the essence of grandeur and eliteness paired with unprecedented features, functionality, versatility, and elegance.

We believe in living life king size and with this belief, we offer grand-sized surfaces to create larger-than-life spaces that deliver a sense of surreality and luxury.



THE BRILLIANT BRILLO SURFACES



BRILLO
SURFACE


IMPERIAL[®]
CERAMIC | BATHWARE

Transforming spaces with glorious refulgence

The Brillo Surface is a reflection of class, beauty, and unmatched elegance. The surface is a scintillating poem of refulgent grace allowing your spaces to glow and shine.



Brillo Surface brings a superior surface experience to your spaces with its glorious shine. As the name suggests the Brillo Surface is a brilliantly shining finish offering your spaces glossy elegance transforming them into extravagant and sophisticated spaces whilst giving them the feel of really large spaces if not.

REDEFINE YOUR SPACES WITH ENDLESS POSSIBILITIES

Redefining the meaning of extravagance and majestic sizes, the ArchRock Collection in sizes 800x3200, 800x3000 & 800x2400 is allowing you to reimagine the large formats for the functional and luxurious demands of your spaces.

The exclusive collection is available in a plethora of designs, multiple sizes, one glorious finish, and most of all 5 different color bodies. The body of the tiles matches the color of the glaze to offer your spaces a seamless appeal and details one's eye cannot miss.



BIG SIZE SLABS



The extensively large slabs are available in ultra-durable thickness of 15mm making them extremely reliable and ideal for extensive areas of application.

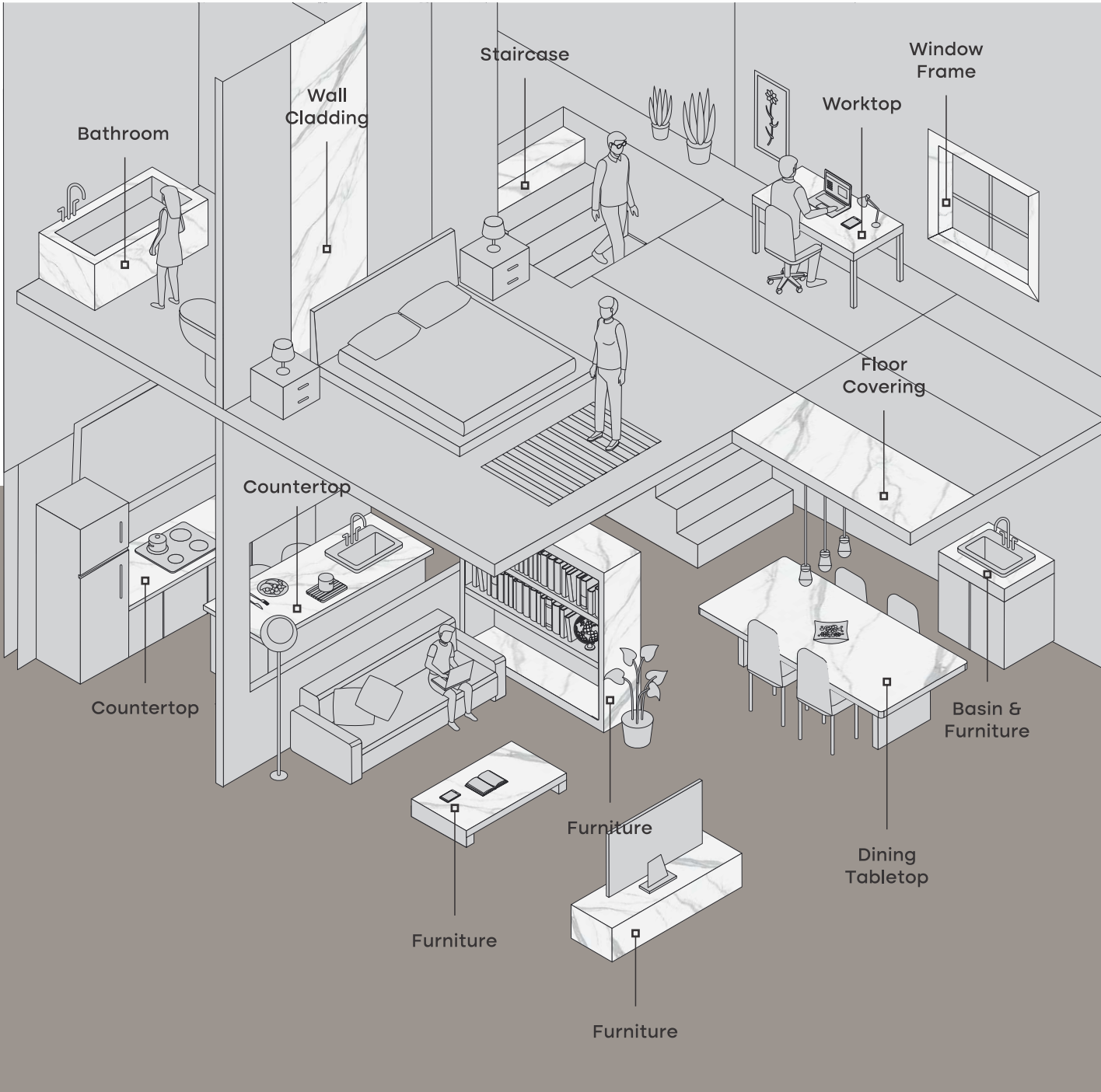
FUNCTIONALITY FOR UNRESTRICTED APPLICATION

The collection & its formats open boundless application possibilities in your spaces.















The slabs of the collection in versatile sizes are ideal for a long list of applications in different spaces. The formats are ideal for direct and effortless countertop applications, such as dining tabletops, kitchen countertops, bathroom vanities, and worktops.

The slabs offer truly seamless flooring and wall cladding offering ease of application to spaces like fireplaces, window and door frames, lift frames, and a lot more.



Application Areas

- | | | | |
|---|------------------------|---|--------------------------------|
|  | Countertop |  | Staircase |
|  | Dining tabletop |  | Window & Door Frame |
|  | Lift Frame |  | Basin & Furniture |
|  | Bathroom |  | Fireplace |
|  | Worktop |  | Wall Cladding |
|  | Elevation |  | Floor Covering |

VERSATILE & LAVISH APPLICATION SOLUTION



The collection facilitates a lavish and truly functional countertop, worktop, vanity, staircase application, and much more.



The formats of the collection are specially crafted to allow you to craft luxurious and resilient kitchen countertops with cutouts for basins and more, bathroom vanities, dining tabletops, and more effortlessly.





















INSTALL FURNITURE
ELEGANT AND SUPERIOR

FEATURES THAT AID LIFESTYLE

The luxurious collection is exceptionally rich in features too to evolve spaces as functional as they are lavish. Resistant to scratches, stains, heat, frost, and more the surfaces are ideal for use in kitchen and other spaces requiring resistance from modern-day use adversities. They are resistant to impacts, easy to clean, and non-porous resisting microbial growth.



TECHNICAL FEATURES

  <p>Hygienic and Suitable for Contact with Food</p>	  <p>Water Resistant Surface</p>	  <p>Stain Resistant Surface</p>	  <p>Scratch and Abrasion Resistant</p>	  <p>Resistant to Chemicals, Acids, Bases, and Solvents</p>	  <p>Easy to Clean Surface</p>
 <p>Impact Resistant Surface</p>	 <p>Resistant to UV Rays</p>	 <p>Resistant to Mould, Mildew, And Fungus</p>	 <p>Resistant to Fire and Heat</p>	 <p>Frost Resistant Surface</p>	 <p>Flatness and Stability Over Time</p>

A PALETTE OF RICH COLOURS

WHITE BODY

APOLLO WHITE	ARISTON BIANCO	CALACATTA BELISIMO
CALACUTTA LIGHT	CARRARA GOLD	CLOUDY ONYX
GOLDEN STATUARIO	ROSSO ONYX	PRIMAVERA
STATUARIO AFGHAN	STATUARIO BOOK MATCH	STATUARIO GREY
STATUARIO NATURAL	STATUARIO REGALIA	STATUARIO SCALA
STATUARIO SILK	VOLAKAS GRIGIO	

GREY BODY

AMAZONITE	ARMANI GREY	FRENCH GREY
PIETRA GREY	SONATA GREY	

IVORY BODY

AVORIO GRANITE	BRECCIA AROURA	TURKEY ONYX
PATAGONIA CLASSIC		

BROWN BODY

EMPRADORE BROWN	ILLUSION BRONZE	IMPERIO ARMANI MOCHA
TOBACCO BROWN		

BLACK BODY

ANTICO BLACK	ATLAS NEO	AGATE CHARCOAL
BELGIUN BLACK	BLACK FUSION	BLACK GOLD
BLACK NOIR	BLACK PORTORO	LABRADORITE
MARCUS AQUA	MARMO FOREST	MARQUINA FUSION
MUSHROOM GRANITE	OCEAN VOLGA	LAURENT GOLD
WOODY BLACK		



Reception Table
Apollo White

APOLLO WHITE

**APOLLO
WHITE**



**800x3200mm, 800x3000mm,
800x2400mm**

Surface **High Gloss**
Random **2**
Thickness **15mm**
Type **White Body**



Island Platform
Ariston Bianco

Wall & Furniture
Ariston Bianco

ARISTON BIANCO



**ARISTON
BIANCO**




**800x3200mm, 800x3000mm,
800x2400mm**

Surface **High Gloss**

Random **3**

Thickness **15mm**

Type **White Body**



**CALACATTA
BELISIMO**




CALACATTA BELISIMO



**800x3200mm, 800x3000mm,
800x2400mm**

Surface **High Gloss**
Random **3**
Thickness **15mm**
Type **White Body**





**CALACUTTA
LIGHT**




CALACUTTA LIGHT



**800x3200mm, 800x3000mm,
800x2400mm**

Surface **High Gloss**
Random **3**
Thickness **15mm**
Type **White Body**

CARRARA GOLD



**CARRARA
GOLD**



**800x3200mm, 800x3000mm,
800x2400mm**

Surface **High Gloss**
Random **3**
Thickness **15mm**
Type **White Body**



Dining Tabletop
Cloudy Onyx

CLOUDY ONYX



**CLOUDY
ONYX**



**800x3200mm, 800x3000mm,
800x2400mm**

Surface **High Gloss**


Random **3**

Thickness **15mm**

Type **White Body**




Island Platform
Golden Statuario



**GOLDEN
STATUARIO**



GOLDEN STATUARIO



**800x3200mm, 800x3000mm,
800x2400mm**

Surface **High Gloss**
Random **2**
Thickness **15mm**
Type **White Body**

ROSSO ONYX



**ROSSO
ONYX**



**800x3200mm, 800x3000mm,
800x2400mm**

Surface **High Gloss**

Random **2**

Thickness **15mm**

Type **White Body**



PRIMAVERA



PRIMAVERA



**800x3200mm, 800x3000mm,
800x2400mm**


Surface **High Gloss**
Random **3**
Thickness **15mm**
Type **White Body**



**STATUARIO
AFGHAN**



STATUARIO AFGHAN



**800x3200mm, 800x3000mm,
800x2400mm**

Surface **High Gloss**
Random **3**
Thickness **15mm**
Type **White Body**



**STATUARIO
BOOK MATCH**



IMPERIAL[®]
CERAMIC | BATHWARE

STATUARIO BOOK MATCH



**800x3200mm, 800x3000mm,
800x2400mm**

Surface **High Gloss**
Bookmatch **A+B**
Thickness **15mm**
Type **White Body**



**STATUARIO
GREY**



STATUARIO GREY



**800x3200mm, 800x3000mm,
800x2400mm**

Surface **High Gloss**
Random **3**
Thickness **15mm**
Type **White Body**

STATUARIO NATURAL

**STATUARIO
NATURAL**



**800x3200mm, 800x3000mm,
800x2400mm**

Surface **High Gloss**
Random **3**
Thickness **15mm**
Type **White Body**



**STATUARIO
REGALIA**



STATUARIO REGALIA




**800x3200mm, 800x3000mm,
800x2400mm**

Surface **High Gloss**
Random **3**
Thickness **15mm**
Type **White Body**

STATUARIO SCALA

**STATUARIO
SCALA**



**800x3200mm, 800x3000mm,
800x2400mm**

Surface **High Gloss**
Random **3**
Thickness **15mm**
Type **White Body**

STATUARIO SILK

**STATUARIO
SILK**



**800x3200mm, 800x3000mm,
800x2400mm**

Surface **High Gloss**

Random **2**

Thickness **15mm**


Type **White Body**



**VOLAKAS
GRIGIO**



VOLAKAS GRIGIO




**800x3200mm, 800x3000mm,
800x2400mm**

Surface **High Gloss**
Random **3**
Thickness **15mm**
Type **White Body**

AMAZONITE

AMAZONITE



**800x3200mm, 800x3000mm,
800x2400mm**

Surface **High Gloss**
Random **4**
Thickness **15mm**
Type **Grey Body**

ARMANI GREY



**ARMANI
GREY**



**800x3200mm, 800x3000mm,
800x2400mm**

Surface **High Gloss**

Random **3**

Thickness **15mm**

Type **Grey Body**



Island Platform & Dining Tabletop
French Grey

FRENCH GREY

**FRENCH
GREY**



**800x3200mm, 800x3000mm,
800x2400mm**

Surface **High Gloss**
Random **2**
Thickness **15mm**
Type **Grey Body**

PIETRA GREY



**PIETRA
GREY**



**800x3200mm, 800x3000mm,
800x2400mm**

Surface **High Gloss**
Random **3**
Thickness **15mm**
Type **Grey Body**

SONATA GREY

**SONATA
GREY**




**800x3200mm, 800x3000mm,
800x2400mm**

Surface **High Gloss**
Random **3**
Thickness **15mm**
Type **Grey Body**

AVORIO GRANITE

**AVORIO
GRANITE**



**800x3200mm, 800x3000mm,
800x2400mm**

Surface **High Gloss**
Thickness **15mm**
Type **Ivory Body**





Reception Table
Breccia Aroua

Wall
Breccia Aroua



**BRECCIA
AROURA**




BRECCIA AROURA



**800x3200mm, 800x3000mm,
800x2400mm**

Surface **High Gloss**
Random **3**
Thickness **15mm**
Type **Ivory Body**

TURKEY ONYX



**TURKEY
ONYX**



**800x3200mm, 800x3000mm,
800x2400mm**

Surface **High Gloss**

Random **3**

Thickness **15mm**

Type **Ivory Body**



Island Platform
Patagonia Classic

Kitchen Countertop
Patagonia Classic



**PATAGONIA
CLASSIC**



PATAGONIA CLASSIC




**800x3200mm, 800x3000mm,
800x2400mm**

Surface **High Gloss**
Random **2**
Thickness **15mm**
Type **Ivory Body**




Wall
Empradore Brown



EMPRADORE BROWN



EMPRADORE BROWN




**800x3200mm, 800x3000mm,
800x2400mm**

Surface **High Gloss**
Random **3**
Thickness **15mm**
Type **Brown Body**

ILLUSION BRONZE

ILLUSION
BRONZE

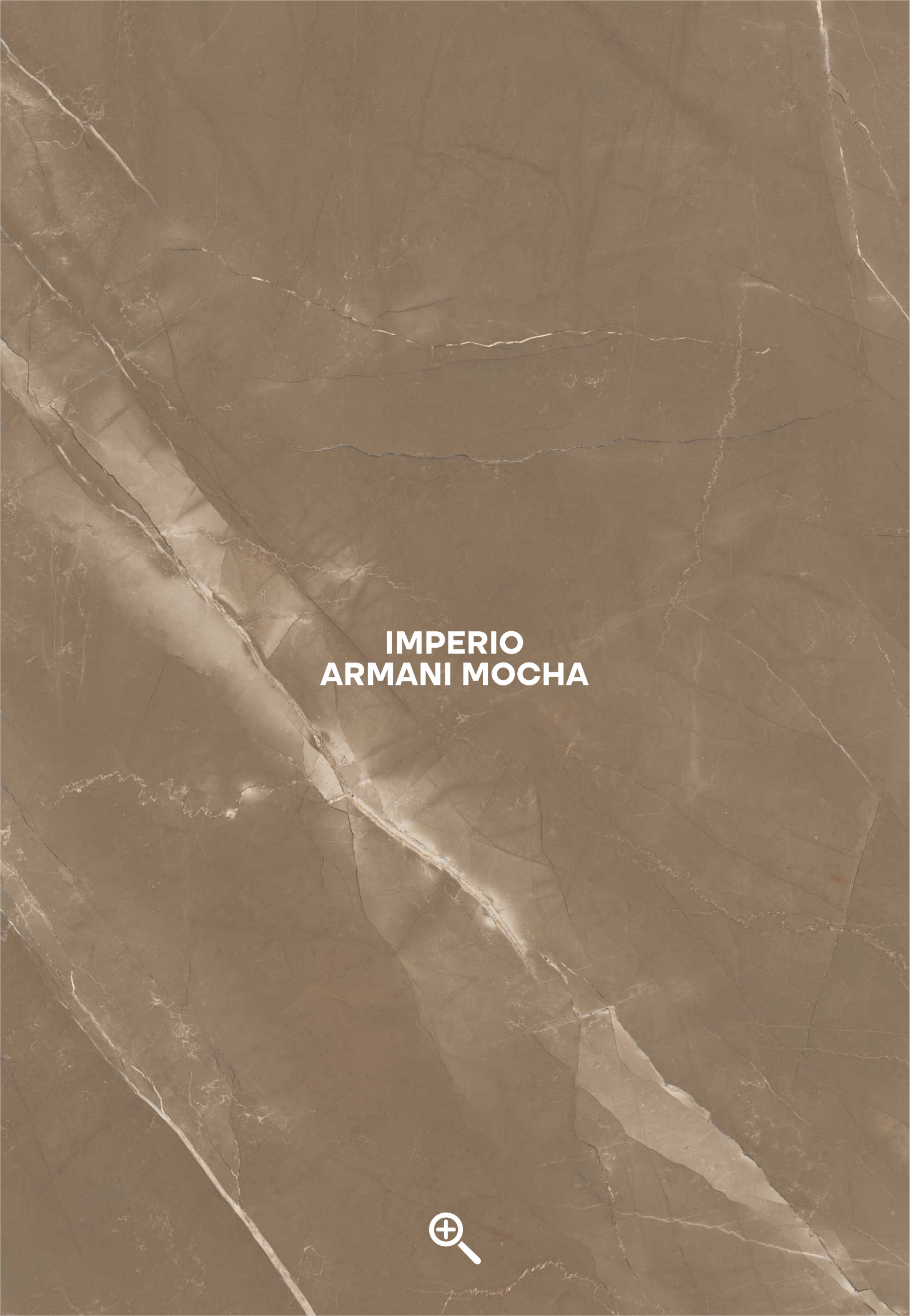


**800x3200mm, 800x3000mm,
800x2400mm**

Surface **High Gloss**
Random **4**
Thickness **15mm**
Type **Brown Body**



Stairs
Imperio Armani Mocha



**IMPERIO
ARMANI MOCHA**




IMPERIAL[®]
CERAMIC | BATHWARE

IMPERIO ARMANI MOCHA



**800x3200mm, 800x3000mm,
800x2400mm**


Surface **High Gloss**
Random **2**
Thickness **15mm**
Type **Brown Body**



**TOBACCO
BROWN**




TOBACCO BROWN



**800x3200mm, 800x3000mm,
800x2400mm**

Surface **High Gloss**
Random **2**
Thickness **15mm**
Type **Brown Body**

ANTICO BLACK



**ANTICO
BLACK**

**800x3200mm, 800x3000mm,
800x2400mm**

Surface **High Gloss**
Random **3**
Thickness **15mm**
Type **Black Body**





Island Platform
Atlas Neo


Backsplash & Countertop
Atlas Neo



**ATLAS
NEO**



ATLAS NEO



**800x3200mm, 800x3000mm,
800x2400mm**


Surface **High Gloss**
Random **2**
Thickness **15mm**
Type **Black Body**



AGATE CHARCOAL



AGATE CHARCOAL



**800x3200mm, 800x3000mm,
800x2400mm**

Surface **High Gloss**
Random **4**
Thickness **15mm**
Type **Black Body**



**BELGIUN
BLACK**



BELGIUN BLACK



**800x3200mm, 800x3000mm,
800x2400mm**

Surface **High Gloss**
Random **3**
Thickness **15mm**
Type **Black Body**

BLACK FUSION

**BLACK
FUSION**




**800x3200mm, 800x3000mm,
800x2400mm**

Surface **High Gloss**
Random **3**
Thickness **15mm**
Type **Black Body**

BLACK GOLD


**BLACK
GOLD**



**800x3200mm, 800x3000mm,
800x2400mm**

Surface **High Gloss**
Random **4**
Thickness **15mm**
Type **Black Body**

BLACK NOIR



**BLACK
NOIR**



**800x3200mm, 800x3000mm,
800x2400mm**

Surface **High Gloss**
Random **2**
Thickness **15mm**
Type **Black Body**




Tabletop
Black Portoro



**BLACK
PORTORO**



BLACK PORTORO



**800x3200mm, 800x3000mm,
800x2400mm**


Surface **High Gloss**
Random **2**
Thickness **15mm**
Type **Black Body**



LABRADORITE



LABRADORITE



**800x3200mm, 800x3000mm,
800x2400mm**


Surface **High Gloss**
Random **3**
Thickness **15mm**
Type **Black Body**



MARCUS AQUA



MARCUS AQUA



**800x3200mm, 800x3000mm,
800x2400mm**


Surface **High Gloss**
Random **2**
Thickness **15mm**
Type **Black Body**



**MARMO
FOREST**



MARMO FOREST



**800x3200mm, 800x3000mm,
800x2400mm**

Surface **High Gloss**
Random **2**
Thickness **15mm**
Type **Black Body**



Island Platform & Dining Tabletop
French Grey


Kitchen Countertop
French Grey



MARQUINA FUSION



MARQUINA FUSION



**800x3200mm, 800x3000mm,
800x2400mm**

Surface **High Gloss**
Random **2**
Thickness **15mm**
Type **Black Body**




Island Platform & Dining Tabletop
Mushroom Granite

MUSHROOM GRANITE



MUSHROOM GRANITE



**800x3200mm, 800x3000mm,
800x2400mm**

Surface **High Gloss**
Random **2**
Thickness **15mm**
Type **Black Body**



Reception Table
Ocean Volga


Wall
Ocean Volga



**OCEAN
VOLGA**



OCEAN VOLGA



**800x3200mm, 800x3000mm,
800x2400mm**

Surface **High Gloss**
Random **2**
Thickness **15mm**
Type **Black Body**



Island Platform
Laurent Gold


Kitchen Countertop
Laurent Gold



**LAURENT
GOLD**




LAURENT GOLD



**800x3200mm, 800x3000mm,
800x2400mm**


Surface **High Gloss**
Random **2**
Thickness **15mm**
Type **Black Body**



**WOODY
BLACK**



WOODY BLACK



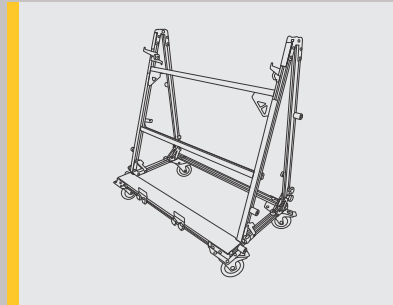
**800x3200mm, 800x3000mm,
800x2400mm**

Surface **High Gloss**
Random **2**
Thickness **15mm**
Type **Black Body**


Slab Handling

Tools suggested for handling

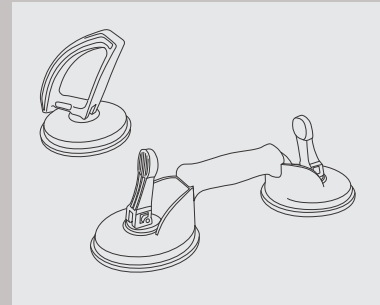
For handling the enormously sized slabs, we recommend careful handling with the help of four handlers at the same time in case of the largest size and at least two handlers for the smaller sizes of the slabs.



Reinforced trolley



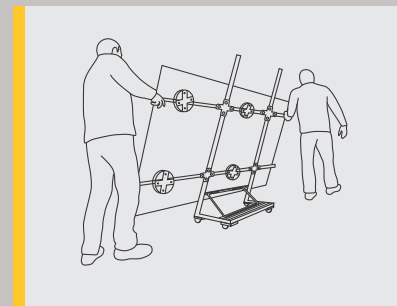
Parallel & transverse guides



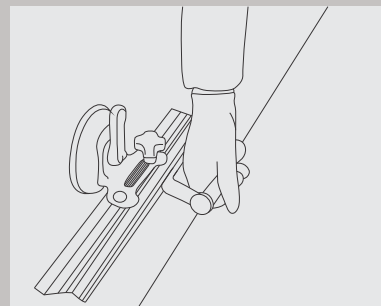
Single & Double suction cup

Handling instructions

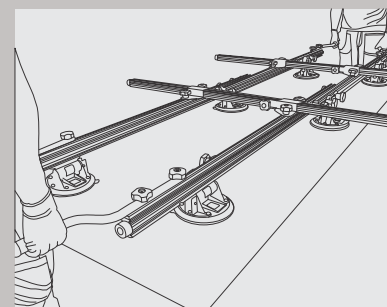
We recommend the use of a kit of devices designed especially for the handling of large-size slabs.



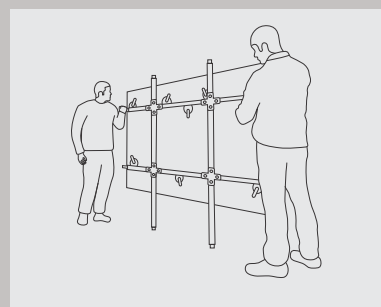
We recommend carrying out the handling job of the slabs with four handlers at the same time.



Ensure proper suction with a vacuum between the device and the slab and use a single device/suction cup for a maximum length of up to 150cms.



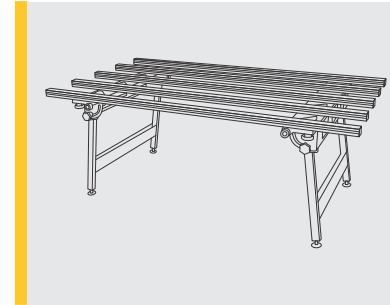
To lift the slabs use sucker cups after cleaning the slab and cups with a damp sponge. Make sure the device also has suckers that run along with the guides and adhere to the slab.



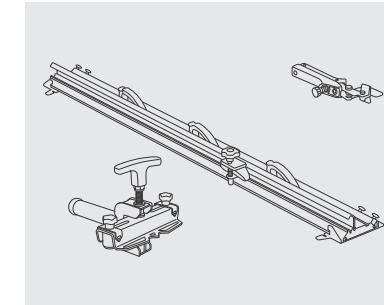
To lift the slab use guides from the long sides of the slab and lift/hang it vertically to the handles of the trolley frame. Use appropriate size reinforced trolley for various sizes of slabs.

Slab Cutting & Drilling


Tools suggested for cutting and drilling



Workbench with aluminum profiles

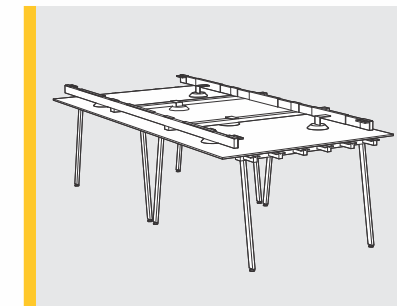


Cutting unit

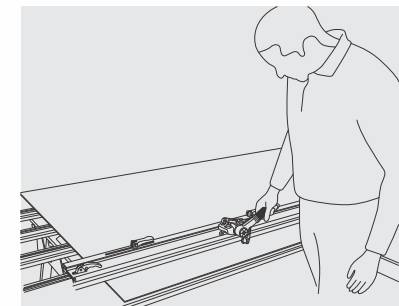


Diamond polishing pads

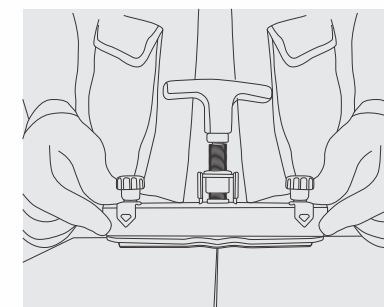
Manual cutting instructions



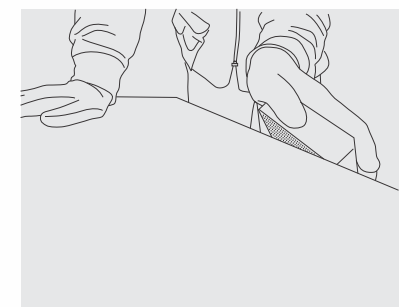
Lay the slab on a flat surface and preferably on a workbench with aluminum profiles. Make sure the surface is stable for both cutting and drilling.



Make markings on the slab according to the desired cutting and drilling need.



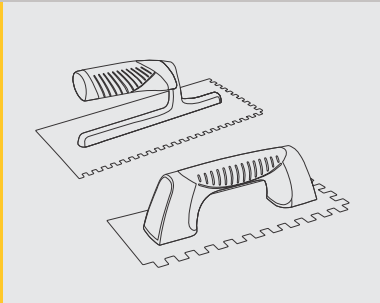
After scoring the length and making the cut, move the slab out of the workbench till the incision line and split from both sides using cutting-off pliers.



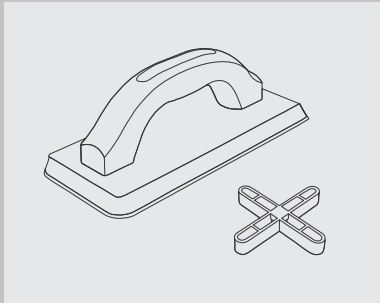
Smooth the edges of the length cut with a diamond polishing pad.

Slab Laying

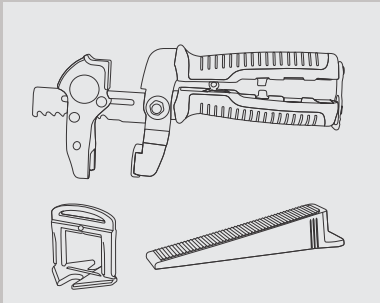
Tools suggested for Laying



3mm & 10mm trowel



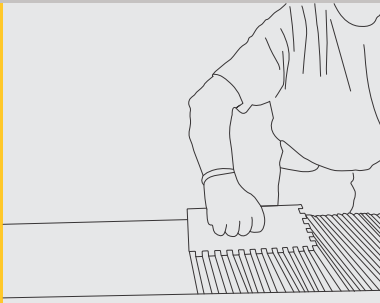
Rubber trowel & spacers



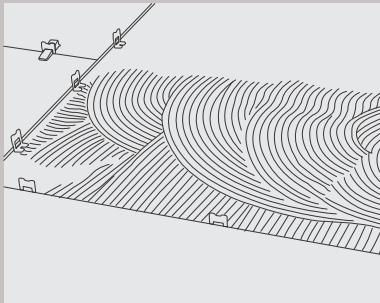
Device for plate's pulling over and leveling wedges & clips

Slab Laying Instructions

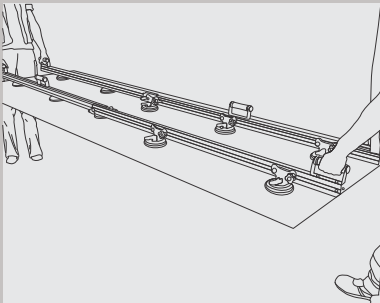
Check the laying substrate. Make sure it is clean, mature, and homogeneous with no cracks.



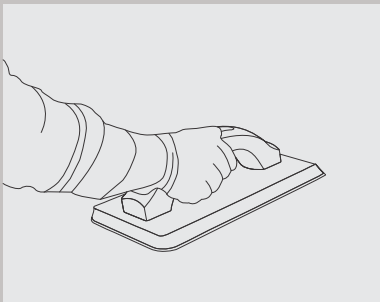
Apply adhesive onto the back of the slab with a 3mm trowel in one direction only.



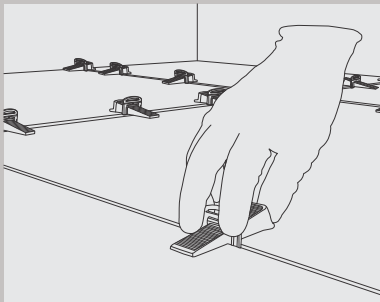
Apply adhesive onto the floor substrate at the same time while applying on the slab with a 15mm U-notch or 19mm V-notch trowel in the same direction as the slabs.



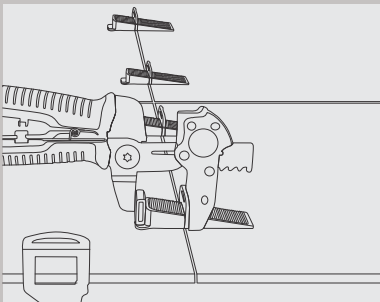
Position the slab on the adhesive bed with a sucker frame with adjustment of a minimum of 3mm joint.



Tap the slab from the center to the edges with a rubber trowel to expel air. Make sure air is expelled and there is no bubble between the slab and the substrate.

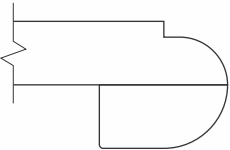


Complete the laying of the slab with a suitable sealant while keeping a 3mm joint through spacers. The special device of pulling over the slabs can be used for easy laying and spacing.

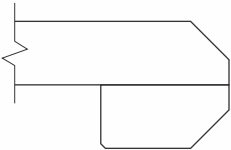


Level the wedges at each linear meter of the slab.

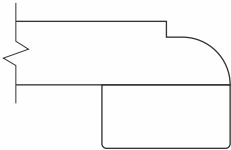
Slab Edge Possibilities



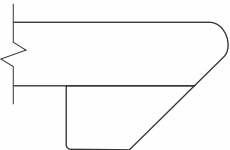
1-1/2" Dupont Bullnose



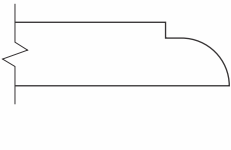
1-1/2" Pencil Edge



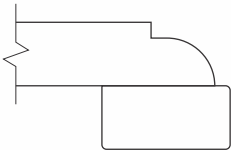
1-1/2" Dupont Square



1-1/2" Reverse Bevel



3/4" Dupont Demi



1-1/2" Dupont Step Square

Cleaning & Maintenance

High-quality raw materials, rigorous production parameters, and world-class technology make the exclusive offering nonporous and thus no dust or deposited waste penetrates the surface.

The no-maintenance surfaces require only a damp cloth for cleaning.

Routine and recurring cleaning spotlights the aesthetic features of the surfaces and keeps the surfaces shining.

For cleaning contamination and stains caused by some common food and other material follow the table below:

TYPE OF STAIN	CHEMICAL PRODUCT	EXAMPLE
Grease	Alkaline - Solvent	Detergent
Oil	Solvent	Ammonia, Baking Soda
Ink	Oxidant - Solvent	Alcohol, Liquid Bleach, Nail Paint Remover
Rust	Acid	Hydrochloric Acid, Vinegar, Red Harpic
Lime	Acid	Descaling Agent, Hydrochloric Acid
Cement	Acid	Hydrochloric Acid
Wine	Alkaline	Ammonia, Liquid Bleach
Coffee	Alkaline - Solvent	Ammonia, Liquid Bleach
Rubber	Solvent	Alcohol, Thinner
Plaster	Acid	Hydrochloric Acid
Candle Wax	Solvent	Alcohol, Thinner
Iodine	Oxidant	Liquid Bleach
Blood	Oxidant	Liquid Bleach
Ice Cream	Alkaline	Liquid Bleach

Note: It is recommended that any kind of stain needs to get cleaned immediately/as soon as possible.

Technical Specification



CHARACTERISTIC	STANDARD AS PER ISO13006:2018/ EN14411 Gr.B1a	STANDARD AS PER IS 15622:2017 Gr.B1a	MEAN VALUE OF SLABS	METHOD OF TESTING
Regulatory Properties				
Deviation in Length and Width	±0.30 % (±1.00 mm)	±0.10 %	± 0.10 %	ISO 10545-2/IS 13630-1
Deviation in Thickness	±5.0 % (± 0.50 mm)	±5.0 %	± 5.0 %	ISO 10545-2/IS 13630-1
Straightness in Side	±0.30 % (± 0.80 mm)	±0.10 %	± 0.10 %	ISO 10545-2/IS 13630-1
Rectangularity	±0.30 % (±1.50 mm)	±0.10%	± 0.10 %	ISO 10545-2/IS 13630-1
Surface Flatness Central Curvature	±0.40 % (± 1.80 mm)	±0.50 %	± 0.20 %	ISO 10545-2/IS 13630-1
Surface Flatness Edge Curvature	±0.40 % (± 1.80 mm)	±0.50 %	± 0.20 %	ISO 10545-2/IS 13630-1
Surface Flatness Warpage	±0.40 % (± 1.80 mm)	±0.50 %	± 0.10 %	ISO 10545-2/IS 13630-1
Surface Quality	>95% defects free	>95% defects free	>95% defects free	ISO 10545-2/IS 13630-1
Small Color Difference (For Plain Colour)	ΔE <1.00	N.A.	ΔE <0.80	ISO 10545-16
Glossiness (Polished)	As per Manufacturer	As per Manufacturer	≥ 90	Gloss Meter 60°
Glossiness (Satin)	As per Manufacturer	As per Manufacture	7 ≤ Gloss Value ≤ 25	Gloss Meter 60°
Structural Properties				
Water Absorption	≤0.50 %	≤0.080 %	≤0.080 %	ISO 10545-3/IS 13630-2
Bulk Density	As per Manufacturer	Min 2.20 g/cc	> 2.28 gm/cc	ISO 10545-3/IS 13630-2
Massive Mechanical Properties				
Modulus of Rupture	Min. 35.0 N/mm²	Min. 35.0 N/mm²	Min. 40.0 N/mm²	SO 10545-4/IS 13630-6
Breaking Strength Thickness ≥7.5 mm	Min 1300.0 N	Min 1300.0 N	Min 6000.0 N	ISO 10545-4/IS 13630-6
Surface Mechanical Properties				
Mohs Hardness #	As per Manufacturer	Min. 5	Polished Min 4**/ Satin & Posh Min 6	BS EN 15771/IS 13630-13
Surface Abrasion Resistance #	As per Manufacturer	Min. Class II	Polished Min II**/ Satin & Posh Min III	ISO 10545-7/IS 13630-11
Thermal Hygrometric Properties				
Moisture Expansion	Max 0.06% (0.6 mm/m)	Max 0.02 mm/m	Max 0.02 mm/m	ISO 10545-10/IS 13630-3
Thermal Expansion(COE) at 100°C	As per Manufacturer	Max. 6.0 x 10-6	Max. 6.0 x 10-6	ISO 10545-8/IS 13630-4
Thermal Shock Resistance	Min 10 Cycles	Min 10 Cycles	Min 10 Cycles	ISO 10545-9/IS 13630-5
Impact Resistance(COR) #	Min. 0.55	Min 0.55	Min 0.55	ISO 10545-5/IS 13630-14
Frost Resistance	As per Manufacturer	As per Manufacturer	Frost Proof	ISO 10545-12/IS 13630-10
Crazing Resistance at 7.5 bar	4 Cycles	4 Cycles	4 Cycles	ISO 10545-11/IS 13630-9
Chemical Properties				
Resistance to Staining Glazed	Min. Class 3	Min Class 1	Min. Class 3/Min. Class 1	ISO 10545-14/IS 13630-8
Resistance to Household Chemicals & Swimming Pool Salts Glazed	Min Class GB	Min Class AA	Min Class GB/Min Class AA	ISO 10545-13/IS 13630-8
Resistance to Low Concentrate Acid and Alkalis Glazed	As per Manufacturer	As per Manufacturer	Min Class GLB***/ Min Class A***	ISO-10545-13/IS 13630-8
Resistance to High Concentrate Acid and Alkalis Glazed	As per Manufacturer	As per Manufacturer	Min Class GHB***/ Min Class A***	ISO-10545-13/IS 13630-8
Safety Properties				
Skid Resistance - (DCOF-WET PENDULUM)##	As per Manufacturer	As per Manufacturer	Glossy ≥P0,Satin,Posh ≥P1	BS 7976-2
Slip Resistance -Satin/Posh (DCOF- R Value)##	As per Manufacturer	As per Manufacturer	R9 to R10	DIN 51130
Lead and Cadmium release	As per Manufacturer	N.A.	Does not yield Pb &Cd	ISO-10545-15

Packing Detail

SIZE	THICKNESS	PCS/BOX	AREA/BOX	BOX/WT.
800x2400mm	15mm	1 pc	1.92 mt²	67 kg
800x3000mm	15mm	1 pc	2.40 mt²	84 kg
800x3200mm	15mm	1 pc	2.56 mt²	90 kg



IMPERIAL CERAMIC
GUJARAT, INDIA.

info@imperialceramic.in

www.imperialceramic.com